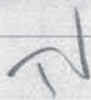


F 731



'Another hearth, on edge of gub, overlain  
by rubble spread of interior, (i.e. sealed by  
it.)

Assorted pot finds, &c.

Appears to overlie a layer of burnt stones -  
? earlier phase.

Basal slabs similar to hearth F710, but no  
upright stone surrounds. Also, to be lowest,  
little sign of burning!



(Drawn 2.8.72.)

Pot & bone, flint, beneath.

PLAN VIEW OF F731  
HEARTH

1:10

M.H.

-  Burning
-  Major Integral stones.



(UNDERLAIN BY  
BURNT STONES.)